


HENNLICH



Arc ștanță ASIA / JAPONIA

Metric (JIS B5012)

ASIA/JAPAN stamping spring

"Metric" (JIS B5012)



Arc ștanță ASIA / JAPONIA Metric (JIS B5012)

"Metric" Die Springs (JIS B5012)



Sarcină foarte mică
BF
JIS B5012



Sarcină mică
BL
JIS B5012



Sarcină medie
BM
JIS B5012



Sarcină mare
BH
JIS B5012



Sarcină foarte mare
BB
JIS B5012



Sarcină super mare
6S



6 serii

Un sistem compus din 6 culori care ajută la identificarea arcului de care aveți nevoie

Culori Colors	Serie Series	Sarcină Load
Galben Yellow	BF JIS B5012	Sarcină foarte mică Extra Light
Albastru Blue	BL JIS B5012	Sarcină mică Light
Roșu Red	BM JIS B5012	Sarcină medie Medium
Verde Green	BH JIS B5012	Sarcină mare Heavy
Maro Ochre	BB JIS B5012	Sarcină foarte mare Extra Heavy
Auriu Gold	6S BORDIGNON	Sarcină super mare Super Heavy

6 series

A color coding system gives easy identification of the six series.

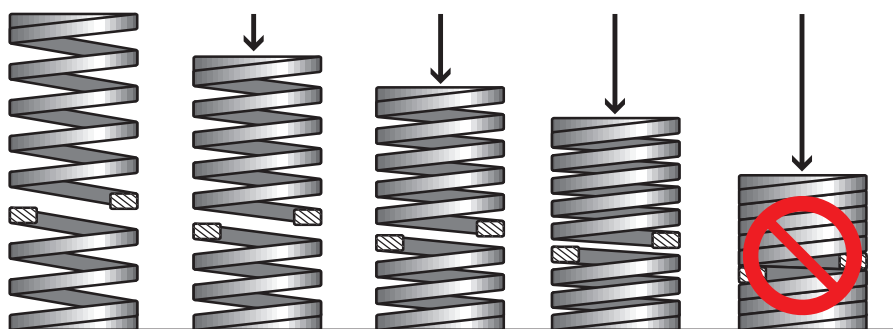
Selecția arcurilor

Selectarea arcului se face cu ușurință cu ajutorul graficului din catalog. Tabelul prezintă ciclul de viață și deformarea pentru fiecare serie.

Spring selection

Spring selection is made easy from the ratings given in the charts of this catalogue. The table summarizes the calculated mean life and deflection ratios for each series.

Cicluri de viață Working cycles	1.000.000	500.000	300.000	
Serie Series	Comprimare Deflection	Comprimare Deflection	Comp. max. Max deflection	Comp. pe spiră Deflection to solid
BF JIS B5012	40.0%	45.0%	50.0%	Approx. 58.0%
BL JIS B5012	32.0%	36.0%	40.0%	Approx. 48.0%
BM JIS B5012	25.6%	28.8%	32.0%	Approx. 38.0%
BH JIS B5012	19.2%	21.6%	24.0%	Approx. 28.0%
BB JIS B5012	16.0%	18.0%	20.0%	Approx. 24.0%
6S BORDIGNON	10.5%	12.0%	13.0%	Approx. 18.0%



A se evita
Out of service

Toleranțe Tolerances



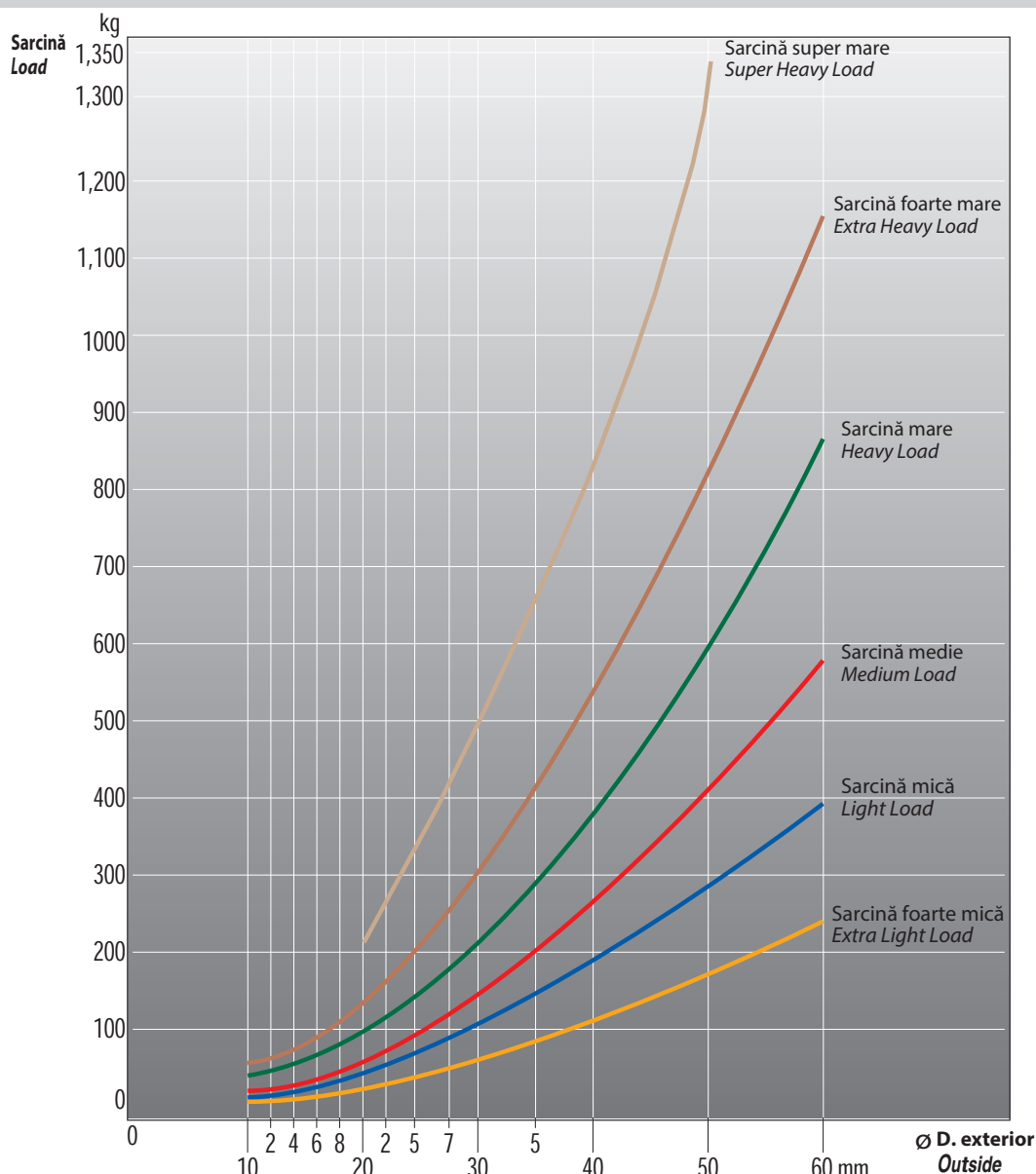
Ø D. exterior Outside	Ø D. interior Inside	Lungime în stare liberă / Free Length		Sarcină Load
		Sub /Below 50 mm	Peste /Over 50 mm	
+ 0 mm - 0.7 mm	+ 0.7 mm - 0.1 mm	± 0.5 mm	± 1%	±10%

Arc ștanță ASIA / JAPONIA Metric (JIS B5012)

"Metric" Die Springs (JIS B5012)



Grafic pentru 1 milion de cicluri
Graph at 1 million cycles



Când selectați și utilizați arcul, noi vă recomandăm

When selecting and using the springs we recommend:

- 1 Selectează / alege arcurile cele mai slabe și mai lungi care îndeplinesc cerințele.
 - 2 Forța de lucru să nu fie mai mare decât sarcina din catalog.
 - 3 Pretensionează fiecare arc în matriță cu minim 5% din lungimea liberă sau minim 2 mm.
 - 4 Asigurați o suprafață de contact netedă sau uniformă.
 - 5 Asigurați o ghidare potrivită a arcului evitând flambarea
- 1 Select the lightest and longest springs working requirements allow.
 - 2 Operating travel must never exceed the max deflection indicated in the catalogue. Check this too when the die is sharpened.
 - 3 Preload each spring in the assembled tool at least by 5% of the free length, with a minimum of 2 mm.
 - 4 Provide for an even base for each spring.
 - 5 Provide proper guidance to avoid buckling.

Cum comandăm?
How to order?



Când comandați, vă rugăm specificați numărul de articol din catalog.

When ordering, please specify the catalogue number and the quantity of springs:

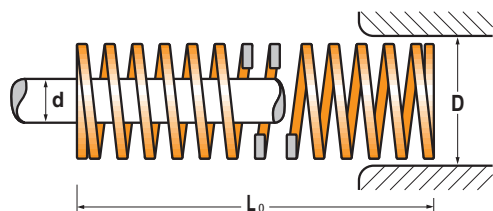


De exemplu / For example **BH0100 nr. 50**



Este o comandă de 50 de arcuri de sarcină mare (culoarea verde) cu diametrul exterior de 40 mm și lungimea liberă de 100 mm.

It's an order for 50 springs of the heavy series (Green Color) for a 40 mm housing diameter and with a 100 mm free length.

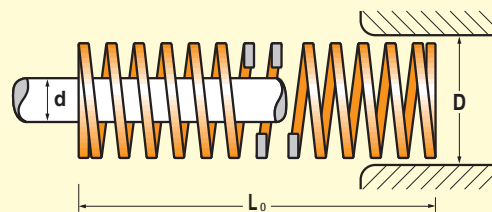


Articol Ctlg. No.	D 4gJ Housing ø mm	d Dorn Rod ø mm	L ₀ L. liberă Free length mm	R Constantă Rate N/mm	50%		45%		40%	
					Deformare Deflection mm	Sarcină Load N (kg)	Deformare Deflection mm	Sarcină Load N (kg)	Deformare Deflection mm	Sarcină Load N (kg)
BF18025			25	20.4	12.5		11.2		10.0	
BF18030			30	17.1	15.0		13.5		12.0	
BF18035			35	14.6	17.5		15.7		14.0	
BF18040			40	12.8	20.0		18.0		16.0	
BF18045			45	11.4	22.5		20.2		18.0	
BF18050			50	10.2	25.0		22.5		20.0	
BF18055	18	9	55	9.3	27.5	255 (26)	24.7	226 (23)	22.0	206 (21)
BF18060			60	8.5	30.0		27.0		24.0	
BF18065			65	7.8	32.5		29.2		26.0	
BF18070			70	7.3	35.0		31.5		28.0	
BF18075			75	6.9	37.5		33.7		30.0	
BF18080			80	6.4	40.0		36.0		32.0	
BF18090			90	5.7	45.0		40.5		36.0	
BF18100			100	5.1	50.0		45.0		40.0	
BF20025			25	25.1	12.5		11.2		10.0	
BF20030			30	20.9	15.0		13.5		12.0	
BF20035			35	18.0	17.5		15.7		14.0	
BF20040			40	15.7	20.0		18.0		16.0	
BF20045			45	13.9	22.5		20.2		18.0	
BF20050			50	12.6	25.0		22.5		20.0	
BF20055			55	11.4	27.5		24.7		22.0	
BF20060	20	11	60	10.5	30.0	314 (32)	27.0	284 (29)	24.0	255 (26)
BF20065			65	9.6	32.5		29.2		26.0	
BF20070			70	8.9	35.0		31.5		28.0	
BF20075			75	8.3	37.5		33.7		30.0	
BF20080			80	7.8	40.0		36.0		32.0	
BF20090			90	7.0	45.0		40.5		36.0	
BF20100			100	6.3	50.0		45.0		40.0	
BF20125			125	5.0	62.5		56.2		50.0	
BF20150			150	4.2	75.0		67.5		60.0	
BF22025			25	31.4	12.5		11.2		10.0	
BF22030			30	26.2	15.0		13.5		12.0	
BF22035			35	22.5	17.5		15.7		14.0	
BF22040			40	19.6	20.0		18.0		16.0	
BF22045			45	17.5	22.5		20.2		18.0	
BF22050			50	15.7	25.0		22.5		20.0	
BF22055			55	14.3	27.5		24.7		22.0	
BF22060	22	11	60	13.0	30.0	392 (40)	27.0	353 (36)	24.0	314 (32)
BF22065			65	12.1	32.5		29.2		26.0	
BF22070			70	11.2	35.0		31.5		28.0	
BF22075			75	10.5	37.5		33.7		30.0	
BF22080			80	9.8	40.0		36.0		32.0	
BF22090			90	8.7	45.0		40.5		36.0	
BF22100			100	7.8	50.0		45.0		40.0	
BF22125			125	6.3	62.5		56.2		50.0	
BF22150			150	5.2	75.0		67.5		60.0	
			Cicluri de viață Working cycles		300.000	500.000	1.000.000			

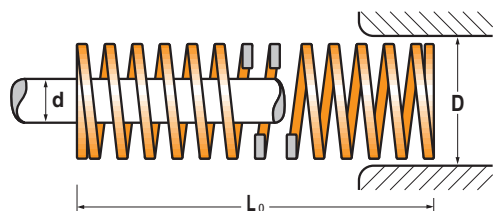
1 N = 0.102 kg

1 kg = 9.81 N

BF

Sarcină foarte mică
Extra Light Load

Articol Ctlg. No.	D 4gU Housing ø mm	d Dorn Rod ø mm	L ₀ L. liberă Free length mm	R Constantă Rate N/mm	50%		45%		40%	
					Deformare Deflection mm	Sarcină Load N (kg)	Deformare Deflection mm	Sarcină Load N (kg)	Deformare Deflection mm	Sarcină Load N (kg)
BF25025			25	39.2	12.5		11.2		10.0	
BF25030			30	32.7	15.0		13.5		12.0	
BF25035			35	28.0	17.5		15.7		14.0	
BF25040			40	24.5	20.0		18.0		16.0	
BF25045			45	21.8	22.5		20.2		18.0	
BF25050			50	19.6	25.0		22.5		20.0	
BF25055			55	17.9	27.5		24.7		22.0	
BF25060			60	16.4	30.0		27.0		24.0	
BF25065	25	13.5	65	15.1	32.5	490 (50)	29.2	441 (45)	26.0	392 (40)
BF25070			70	14.0	35.0		31.5		28.0	
BF25075			75	13.0	37.5		33.7		30.0	
BF25080			80	12.3	40.0		36.0		32.0	
BF25090			90	10.9	45.0		40.5		36.0	
BF25100			100	9.8	50.0		45.0		40.0	
BF25125			125	7.8	62.5		56.2		50.0	
BF25150			150	6.6	75.0		67.5		60.0	
BF25175			175	5.6	87.5		78.7		70.0	
BF27025			25	47.1	12.5		11.2		10.0	
BF27030			30	39.2	15.0		13.5		12.0	
BF27035			35	33.6	17.5		15.7		14.0	
BF27040			40	29.4	20.0		18.0		16.0	
BF27045			45	26.2	22.5		20.2		18.0	
BF27050			50	23.5	25.0		22.5		20.0	
BF27055			55	21.4	27.5		24.7		22.0	
BF27060			60	19.6	30.0		27.0		24.0	
BF27065	27	13.5	65	18.1	32.5	588 (60)	29.2	530 (54)	26.0	471 (48)
BF27070			70	16.8	35.0		31.5		28.0	
BF27075			75	15.7	37.5		33.7		30.0	
BF27080			80	14.7	40.0		36.0		32.0	
BF27090			90	13.0	45.0		40.5		36.0	
BF27100			100	11.8	50.0		45.0		40.0	
BF27125			125	9.4	62.5		56.2		50.0	
BF27150			150	7.8	75.0		67.5		60.0	
BF27175			175	6.8	87.5		78.7		70.0	
BF30025			25	56.9	12.5		11.2		10.0	
BF30030			30	47.1	15.0		13.5		12.0	
BF30035			35	40.5	17.5		15.7		14.0	
BF30040			40	35.3	20.0		18.0		16.0	
BF30045			45	31.5	22.5		20.2		18.0	
BF30050			50	28.3	25.0		22.5		20.0	
BF30055			55	25.8	27.5		24.7		22.0	
BF30060			60	23.5	30.0		27.0		24.0	
BF30065	30	16	65	21.8	32.5	706 (72)	29.2	637 (65)	26.0	569 (58)
BF30070			70	20.1	35.0		31.5		28.0	
BF30075			75	18.9	37.5		33.7		30.0	
BF30080			80	17.7	40.0		36.0		32.0	
BF30090			90	15.7	45.0		40.5		36.0	
BF30100			100	14.1	50.0		45.0		40.0	
BF30125			125	11.3	62.5		56.2		50.0	
BF30150			150	9.4	75.0		67.5		60.0	
BF30175			175	8.0	87.5		78.7		70.0	
BF30200			200	7.1	100.0		90.0		80.0	
			Cicluri de viață Working cycles			300.000		500.000		1.000.000



Articol Ctlg. No.	D 4gJ Housing ø mm	d Dorn Rod ø mm	L ₀ L. liberă Free length mm	R Constantă Rate N/mm	50%		45%		40%	
					Deformare Deflection mm	Sarcină Load N (kg)	Deformare Deflection mm	Sarcină Load N (kg)	Deformare Deflection mm	Sarcină Load N (kg)
BF35040			40	48.1	20.0		18.0		16.0	
BF35045			45	42.8	22.5		20.2		18.0	
BF35050			50	38.5	25.0		22.5		20.0	
BF35055			55	34.9	27.5		24.7		22.0	
BF35060			60	32.0	30.0		27.0		24.0	
BF35065			65	29.6	32.5		29.2		26.0	
BF35070			70	27.5	35.0		31.5		28.0	
BF35075	35	19	75	25.6	37.5	961 (98)	33.7	863 (88)	30.0	765 (78)
BF35080			80	24.0	40.0		36.0		32.0	
BF35090			90	21.3	45.0		40.5		36.0	
BF35100			100	19.2	50.0		45.0		40.0	
BF35125			125	15.4	62.5		56.2		50.0	
BF35150			150	12.8	75.0		67.5		60.0	
BF35175			175	11.0	87.5		78.7		70.0	
BF35200			200	9.6	100.0		90.0		80.0	
BF40040			40	62.6	20.0		18.0		16.0	
BF40050			50	50.2	25.0		22.5		20.0	
BF40060			60	41.8	30.0		27.0		24.0	
BF40070			70	35.8	35.0		31.5		28.0	
BF40080			80	31.4	40.0		36.0		32.0	
BF40090	40	22	90	27.9	45.0	1255 (128)	40.5	1128 (115)	36.0	1000 (102)
BF40100			100	25.1	50.0		45.0		40.0	
BF40125			125	20.0	62.5		56.2		50.0	
BF40150			150	16.7	75.0		67.5		60.0	
BF40175			175	14.3	87.5		78.7		70.0	
BF40200			200	12.6	100.0		90.0		80.0	
BF40250			250	10.0	125.0		112.5		100.0	
BF50050			50	78.5	25.0		22.5		20.0	
BF50060			60	65.3	30.0		27.0		24.0	
BF50070			70	56.0	35.0		31.5		28.0	
BF50080			80	49.1	40.0		36.0		32.0	
BF50090			90	43.6	45.0		40.5		36.0	
BF50100			100	39.2	50.0		45.0		40.0	
BF50125			125	31.4	62.5		56.2		50.0	
BF50150	50	27.5	150	26.1	75.0	1961 (200)	67.5	1765 (180)	60.0	1569 (160)
BF50175			175	22.4	87.5		78.7		70.0	
BF50200			200	19.6	100.0		90.0		80.0	
BF50250			250	15.7	125.0		112.5		100.0	
BF50300			300	13.0	150.0		135.0		120.0	
BF60060			60	94.1	30.0		27.0		24.0	
BF60070			70	80.6	35.0		31.5		28.0	
BF60080			80	70.5	40.0		36.0		32.0	
BF60090			90	62.8	45.0		40.5		36.0	
BF60100			100	56.5	50.0		45.0		40.0	
BF60125			125	45.1	62.5		56.2		50.0	
BF60150			150	37.7	75.0		67.5		60.0	
BF60175	60	33	175	32.3	87.5	2824 (288)	78.7	2540 (259)	70.0	2256 (230)
BF60200			200	28.3	100.0		90.0		80.0	
BF60250			250	22.6	125.0		112.5		100.0	
BF60300			300	18.8	150.0		135.0		120.0	
BF60350			350	16.2	175.0		157.5		140.0	
BF60400			400	14.1	200.0		180.0		160.0	

 1 N = 0.102 kg
1 kg = 9.81 N

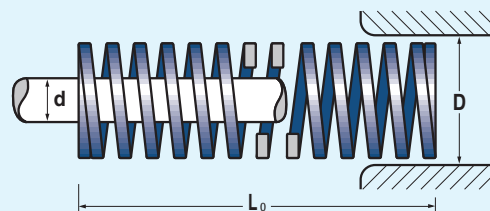
 Cicluri de viață
Working cycles

300.000

500.000

1.000.000

BL

Sarcină mică
Light Load

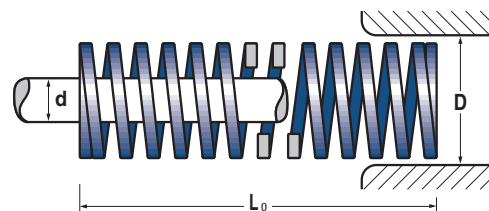
Articol Ctlg. No.	D 4gU Housing ø mm	d Dorn Rod ø mm	L ₀ L. liberă Free length mm	R Constantă Rate N/mm	40%		36%		32%	
					Deformare Deflection mm	Sarcină Load N (kg)	Deformare Deflection mm	Sarcină Load N (kg)	Deformare Deflection mm	Sarcină Load N (kg)
BL10020			20	17.8	8.0		7.2		6.4	
BL10025			25	14.2	10.0		9.0		8.0	
BL10030			30	11.9	12.0		10.8		9.6	
BL10035			35	10.1	14.0		12.6		11.2	
BL10040			40	8.8	16.0		14.4		12.8	
BL10045	10	5	45	7.8	18.0	142 (14.5)	16.2	128 (13)	14.4	113 (11.5)
BL10050			50	7.2	20.0		18.0		16.0	
BL10055			55	6.5	22.0		19.8		17.6	
BL10060			60	5.9	24.0		21.6		19.2	
BL10065			65	5.4	26.0		23.4		20.8	
BL10070			70	5.0	28.0		25.2		22.4	
BL10075			75	4.7	30.0		27.0		24.0	
BL10080			80	4.4	32.0		28.8		25.6	
BL12020			20	25.8	8.0		7.2		6.4	
BL12025			25	20.6	10.0		9.0		8.0	
BL12030			30	17.2	12.0		10.8		9.6	
BL12035			35	14.7	14.0		12.6		11.2	
BL12040			40	12.9	16.0		14.4		12.8	
BL12045			45	11.5	18.0		16.2		14.4	
BL12050	12	6	50	10.3	20.0	206 (21)	18.0	186 (19)	16.0	167 (17)
BL12055			55	9.4	22.0		19.8		17.6	
BL12060			60	8.6	24.0		21.6		19.2	
BL12065			65	7.9	26.0		23.4		20.8	
BL12070			70	7.4	28.0		25.2		22.4	
BL12075			75	6.9	30.0		27.0		24.0	
BL12080			80	6.5	32.0		28.8		25.6	
BL14025			25	27.5	10.0		9.0		8.0	
BL14030			30	23.0	12.0		10.8		9.6	
BL14035			35	19.6	14.0		12.6		11.2	
BL14040			40	17.2	16.0		14.4		12.8	
BL14045			45	15.3	18.0		16.2		14.4	
BL14050			50	13.7	20.0		18.0		16.0	
BL14055	14	7	55	12.5	22.0	275 (28)	19.8	245 (25)	17.6	216 (22)
BL14060			60	11.5	24.0		21.6		19.2	
BL14065			65	10.6	26.0		23.4		20.8	
BL14070			70	9.8	28.0		25.2		22.4	
BL14075			75	9.1	30.0		27.0		24.0	
BL14080			80	8.5	32.0		28.8		25.6	
BL14090			90	7.6	36.0		32.4		28.8	
BL16025			25	34.3	10.0		9.0		8.0	
BL16030			30	28.6	12.0		10.8		9.6	
BL16035			35	24.5	14.0		12.6		11.2	
BL16040			40	21.5	16.0		14.4		12.8	
BL16045			45	19.1	18.0		16.2		14.4	
BL16050			50	17.2	20.0		18.0		16.0	
BL16055	16	8	55	15.7	22.0	343 (35)	19.8	314 (32)	17.6	275 (28)
BL16060			60	14.3	24.0		21.6		19.2	
BL16065			65	13.2	26.0		23.4		20.8	
BL16070			70	12.3	28.0		25.2		22.4	
BL16075			75	11.5	30.0		27.0		24.0	
BL16080			80	10.8	32.0		28.8		25.6	
BL16090			90	9.6	36.0		32.4		28.8	
BL16100			100	8.6	40.0		36.0		32.0	

Cicluri de viață
Working cycles

300.000

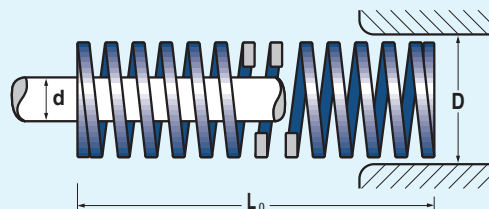
500.000

1.000.000



Articol Ctlg. No.	D 4gU Housing ø mm	d Dorn Rod ø mm	L ₀ L. liberă Free length mm	R Constantă Rate N/mm	40%		36%		32%	
					Deformare Deflection mm	Sarcină Load N (kg)	Deformare Deflection mm	Sarcină Load N (kg)	Deformare Deflection mm	Sarcină Load N (kg)
BL18025			25	42.2	10.0		9.0		8.0	
BL18030			30	35.1	12.0		10.8		9.6	
BL18035			35	30.1	14.0		12.6		11.2	
BL18040			40	26.4	16.0		14.4		12.8	
BL18045			45	23.4	18.0		16.2		14.4	
BL18050			50	21.1	20.0		18.0		16.0	
BL18055	18	9	55	19.2	22.0	422 (43)	19.8	282 (39)	17.6	333 (34)
BL18060			60	17.6	24.0		21.6		19.2	
BL18065			65	16.3	26.0		23.4		20.8	
BL18070			70	15.1	28.0		25.2		22.4	
BL18075			75	14.1	30.0		27.0		24.0	
BL18080			80	13.2	32.0		28.8		25.6	
BL18090			90	11.8	36.0		32.4		28.8	
BL18100			100	10.5	40.0		36.0		32.0	
BL20025			25	53.0	10.0		9.0		8.0	
BL20030			30	44.1	12.0		10.8		9.6	
BL20035			35	37.9	14.0		12.6		11.2	
BL20040			40	33.2	16.0		14.4		12.8	
BL20045			45	29.4	18.0		16.2		14.4	
BL20050			50	26.5	20.0		18.0		16.0	
BL20055			55	24.0	22.0		19.8		17.6	
BL20060	20	10	60	22.1	24.0	530 (54)	21.6	481 (49)	19.2	422 (43)
BL20065			65	20.4	26.0		23.4		20.8	
BL20070			70	18.9	28.0		25.2		22.4	
BL20075			75	17.7	30.0		27.0		24.0	
BL20080			80	16.6	32.0		28.8		25.6	
BL20090			90	14.7	36.0		32.4		28.8	
BL20100			100	13.2	40.0		36.0		32.0	
BL20125			125	10.6	50.0		45.0		40.0	
BL20150			150	8.8	60.0		54.0		48.0	
BL22025			25	65.7	10.0		9.0		8.0	
BL22030			30	54.9	12.0		10.8		9.6	
BL22035			35	47.1	14.0		12.6		11.2	
BL22040			40	41.2	16.0		14.4		12.8	
BL22045			45	36.5	18.0		16.2		14.4	
BL22050			50	32.9	20.0		18.0		16.0	
BL22055			55	29.9	22.0		19.8		17.6	
BL22060	22	11	60	27.5	24.0	657 (67)	21.6	588 (60)	19.2	530 (54)
BL22065			65	25.3	26.0		23.4		20.8	
BL22070			70	23.5	28.0		25.2		22.4	
BL22075			75	21.9	30.0		27.0		24.0	
BL22080			80	20.6	32.0		28.8		25.6	
BL22090			90	18.2	36.0		32.4		28.8	
BL22100			100	16.5	40.0		36.0		32.0	
BL22125			125	13.1	50.0		45.0		40.0	
BL22150			150	11.0	60.0		54.0		48.0	
			Cicluri de viață Working cycles			300.000		500.000		1.000.000

BL

Sarcină mică
Light Load

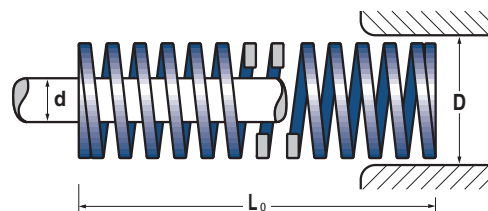
Articol Ctlg. No.	D 4gU Housing ø mm	d Dorn Rod ø mm	L ₀ L. liberă Free length mm	R Constantă Rate N/mm	40%		36%		32%	
					Deformare Deflection mm	Sarcină Load N (kg)	Deformare Deflection mm	Sarcină Load N (kg)	Deformare Deflection mm	Sarcină Load N (kg)
BL25025			25	82.4	10.0		9.0		8.0	
BL25030			30	68.7	12.0		10.8		9.6	
BL25035			35	58.9	14.0		12.6		11.2	
BL25040			40	51.5	16.0		14.4		12.8	
BL25045			45	45.8	18.0		16.2		14.4	
BL25050			50	41.2	20.0		18.0		16.0	
BL25055			55	37.5	22.0		19.8		17.6	
BL25060			60	34.3	24.0		21.6		19.2	
BL25065	25	13	65	31.7	26.0	824 (84)	23.4	745 (76)	20.8	657 (67)
BL25070			70	29.4	28.0		25.2		22.4	
BL25075			75	27.5	30.0		27.0		24.0	
BL25080			80	25.8	32.0		28.8		25.6	
BL25090			90	22.9	36.0		32.4		28.8	
BL25100			100	20.6	40.0		36.0		32.0	
BL25125			125	16.5	50.0		45.0		40.0	
BL25150			150	13.7	60.0		54.0		48.0	
BL25175			175	11.8	70.0		63.0		56.0	
BL27025			25	98.1	10.0		9.0		8.0	
BL27030			30	81.7	12.0		10.8		9.6	
BL27035			35	70.0	14.0		12.6		11.2	
BL27040			40	61.3	16.0		14.4		12.8	
BL27045			45	54.5	18.0		16.2		14.4	
BL27050			50	49.1	20.0		18.0		16.0	
BL27055			55	44.6	22.0		19.8		17.6	
BL27060			60	40.9	24.0		21.6		19.2	
BL27065	27	13.5	65	37.8	26.0	981 (100)	23.4	883 (90)	20.8	785 (80)
BL27070			70	35.0	28.0		25.2		22.4	
BL27075			75	32.7	30.0		27.0		24.0	
BL27080			80	30.7	32.0		28.8		25.6	
BL27090			90	27.3	36.0		32.4		28.8	
BL27100			100	24.5	40.0		36.0		32.0	
BL27125			125	19.6	50.0		45.0		40.0	
BL27150			150	16.4	60.0		54.0		48.0	
BL27175			175	14.0	70.0		63.0		56.0	
BL30025			25	118.8	10.0		9.0		8.0	
BL30030			30	98.9	12.0		10.8		9.6	
BL30035			35	84.9	14.0		12.6		11.2	
BL30040			40	74.2	16.0		14.4		12.8	
BL30045			45	66.0	18.0		16.2		14.4	
BL30050			50	59.4	20.0		18.0		16.0	
BL30055			55	54.0	22.0		19.8		17.6	
BL30060			60	49.4	24.0		21.6		19.2	
BL30065	30	15	65	45.6	26.0	1187 (121)	23.4	1069 (109)	20.8	951 (97)
BL30070			70	42.4	28.0		25.2		22.4	
BL30075			75	39.5	30.0		27.0		24.0	
BL30080			80	37.1	32.0		28.8		25.6	
BL30090			90	33.0	36.0		32.4		28.8	
BL30100			100	29.6	40.0		36.0		32.0	
BL30125			125	23.7	50.0		45.0		40.0	
BL30150			150	19.7	60.0		54.0		48.0	
BL30175			175	16.9	70.0		63.0		56.0	
BL30200			200	14.8	80.0		72.0		64.0	

Cicluri de viață
Working cycles

300.000

500.000

1.000.000



Articol Ctlg. No.	D 4gU Housing ø mm	d Dorn Rod ø mm	L ₀ L. liberă Free length mm	R Constantă Rate N/mm	40%		36%		32%						
					Deformare Deflection mm	Sarcină Load N (kg)	Deformare Deflection mm	Sarcină Load N (kg)	Deformare Deflection mm	Sarcină Load N (kg)					
BL35040	35	17.5	40	101.1	16.0	1618 (165)	14.4	1461 (149)	12.8	1295 (132)					
BL35045			45	90.0	18.0		16.2		14.4						
BL35050			50	80.9	20.0		18.0		16.0						
BL35055			55	73.6	22.0		19.8		17.6						
BL35060			60	67.4	24.0		21.6		19.2						
BL35065			65	62.3	26.0		23.4		20.8						
BL35070			70	57.8	28.0		25.2		22.4						
BL35075			75	54.0	30.0		27.0		24.0						
BL35080			80	50.5	32.0		28.8		25.6						
BL35090			90	44.9	36.0		32.4		28.8						
BL35100			100	40.4	40.0		36.0		32.0						
BL35125			125	32.4	50.0		45.0		40.0						
BL35150			150	27.0	60.0		54.0		48.0						
BL35175			175	23.1	70.0		63.0		56.0						
BL35200			200	20.2	80.0		72.0		64.0						
BL40040			40	20	40		132.4		16.0		2118 (216)	14.4	1902 (194)	12.8	1697 (173)
BL40050	50	105.9			20.0	18.0	16.0								
BL40060	60	88.3			24.0	21.6	19.2								
BL40070	70	75.6			28.0	25.2	22.4								
BL40080	80	66.2			32.0	28.8	25.6								
BL40090	90	58.9			36.0	32.4	28.8								
BL40100	100	53.0			40.0	36.0	32.0								
BL40125	125	42.4			50.0	45.0	40.0								
BL40150	150	35.3			60.0	54.0	48.0								
BL40175	175	30.2			70.0	63.0	56.0								
BL40200	200	26.5			80.0	72.0	64.0								
BL40250	250	21.2			100.0	90.0	80.0								
BL50050	50	25			50	165.7	20.0	3315 (338)	18.0	2981 (304)		16.0		2648 (270)	
BL50060					60	138.1	24.0		21.6			19.2			
BL50070					70	118.4	28.0		25.2			22.4			
BL50080					80	103.6	32.0		28.8			25.6			
BL50090			90	92.0	36.0	32.4	28.8								
BL50100			100	82.9	40.0	36.0	32.0								
BL50125			125	66.3	50.0	45.0	40.0								
BL50150			150	55.2	60.0	54.0	48.0								
BL50175			175	47.3	70.0	63.0	56.0								
BL50200			200	41.4	80.0	72.0	64.0								
BL50250			250	33.2	100.0	90.0	80.0								
BL50300			300	27.6	120.0	108.0	96.0								
BL60060			60	30	60	198.7	24.0		4766 (486)		21.6	4286 (437)	19.2		3815 (389)
BL60070					70	170.2	28.0				25.2		22.4		
BL60080					80	148.9	32.0				28.8		25.6		
BL60090					90	132.4	36.0				32.4		28.8		
BL60100	100	119.2			40.0	36.0	32.0								
BL60125	125	95.4			50.0	45.0	40.0								
BL60150	150	79.5			60.0	54.0	48.0								
BL60175	175	68.1			70.0	63.0	56.0								
BL60200	200	59.5			80.0	72.0	64.0								
BL60250	250	47.7			100.0	90.0	80.0								
BL60300	300	39.7			120.0	108.0	96.0								

Cicluri de viață
Working cycles

300.000

500.000

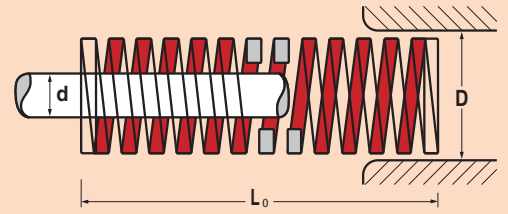
1.000.000

1 N = 0.102 kg

1 kg = 9.81 N

BM

Sarcină medie
Medium Load



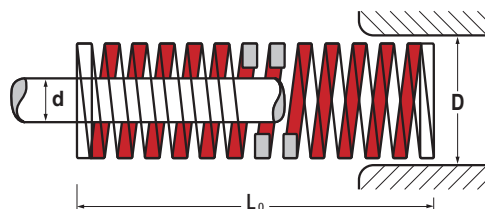
Articol Ctig. No.	D 4gU Housing ø mm	d Dorn Rod ø mm	L ₀ L. liberă Free length mm	R Constantă Rate N/mm	32%		28.8%		25.6%	
					Deformare Deflection mm	Sarcină Load N (kg)	Deformare Deflection mm	Sarcină Load N (kg)	Deformare Deflection mm	Sarcină Load N (kg)
BM10020			20	30.7	6.4			5.8		5.1
BM10025			25	24.5	8.0			7.2		6.4
BM10030			30	20.4	9.6			8.6		7.7
BM10035			35	17.5	11.2			10.1		9.0
BM10040			40	15.3	12.8			11.5		10.2
BM10045			45	13.5	14.4			13.0		11.5
BM10050	10	5	50	12.3	16.0	196 (20)		14.4	177 (18)	12.8
BM10055			55	11.1	17.6			15.8		14.1
BM10060			60	10.2	19.2			17.3		15.4
BM10065			65	9.4	20.8			18.7		16.6
BM10070			70	8.7	22.4			20.2		17.9
BM10075			75	8.1	24.0			21.6		19.2
BM10080			80	7.7	25.6			23.0		20.5
BM12020			20	44.4	6.4			5.8		5.1
BM12025			25	35.5	8.0			7.2		6.4
BM12030			30	29.6	9.6			8.6		7.7
BM12035			35	25.3	11.2			10.1		9.0
BM12040			40	22.3	12.8			11.5		10.2
BM12045			45	19.7	14.4			13.0		11.5
BM12050	12	6	50	17.8	16.0	284 (29)		14.4	255 (26)	12.8
BM12055			55	16.1	17.6			15.8		14.1
BM12060			60	14.8	19.2			17.3		15.4
BM12065			65	13.6	20.8			18.7		16.6
BM12070			70	12.7	22.4			20.2		17.9
BM12075			75	11.8	24.0			21.6		19.2
BM12080			80	11.1	25.6			23.0		20.5
BM14025			25	47.8	8.0			7.2		6.4
BM14030			30	39.8	9.6			8.6		7.7
BM14035			35	34.1	11.2			10.1		9.0
BM14040			40	29.8	12.8			11.5		10.2
BM14045			45	26.5	14.4			13.0		11.5
BM14050			50	23.8	16.0			14.4		12.8
BM14055	14	7	55	21.7	17.6	382 (39)		15.8	343 (35)	14.1
BM14060			60	19.9	19.2			17.3		15.4
BM14065			65	18.3	20.8			18.7		16.6
BM14070			70	17.1	22.4			20.2		17.9
BM14075			75	15.9	24.0			21.6		19.2
BM14080			80	14.9	25.6			23.0		20.5
BM14090			90	13.2	28.8			25.9		23.0
BM16025			25	62.7	8.0			7.2		6.4
BM16030			30	52.2	9.6			8.6		7.7
BM16035			35	44.6	11.2			10.1		9.0
BM16040			40	39.0	12.8			11.5		10.2
BM16045			45	34.7	14.4			13.0		11.5
BM16050			50	31.2	16.0			14.4		12.8
BM16055	16	8	55	28.4	17.6	500 (51)		15.8	451 (46)	14.1
BM16060			60	26.0	19.2			17.3		15.4
BM16065			65	24.0	20.8			18.7		16.6
BM16070			70	22.3	22.4			20.2		17.9
BM16075			75	20.7	24.0			21.6		19.2
BM16080			80	19.5	25.6			23.0		20.5
BM16090			90	17.4	28.8			25.9		23.0
BM16100			100	15.6	32.0			28.8		25.6

Cicluri de viață
Working cycles

300.000

500.000

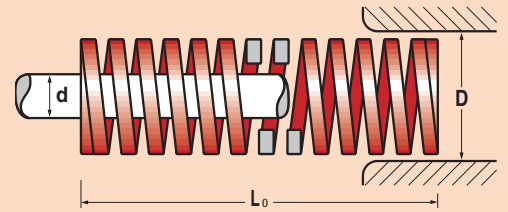
1.000.000



Articol Ctlg. No.	D 4gU Housing ø mm	d Dorn Rod ø mm	L ₀ L. liberă Free length mm	R Constantă Rate N/mm	32%		28.8%		25.6%		
					Deformare Deflection mm	Sarcină Load N (kg)	Deformare Deflection mm	Sarcină Load N (kg)	Deformare Deflection mm	Sarcină Load N (kg)	
BM18025			25	79.7	8.0		7.2		6.4		
BM18030			30	66.4	9.6		8.6		7.7		
BM18035			35	56.9	11.2		10.1		9.0		
BM18040			40	49.7	12.8		11.5		10.2		
BM18045			45	44.2	14.4		13.0		11.5		
BM18050			50	39.8	16.0		14.4		12.8		
BM18055	18	9	55	36.2	17.6	637 (65)	15.8	569 (58)	14.1	510 (52)	
BM18060			60	33.2	19.2		17.3		15.4		
BM18065			65	30.6	20.8		18.7		16.6		
BM18070			70	28.4	22.4		20.2		17.9		
BM18075			75	26.5	24.0		21.6		19.2		
BM18080			80	24.8	25.6		23.0		20.5		
BM18090			90	22.1	28.8		25.9		23.0		
BM18100			100	19.8	32.0		28.8		25.6		
BM20025			25	98.1	8.0		7.2		6.4		
BM20030			30	81.7	9.6		8.6		7.7		
BM20035			35	70.0	11.2		10.1		9.0		
BM20040			40	61.3	12.8		11.5		10.2		
BM20045			45	54.4	14.4		13.0		11.5		
BM20050			50	49.1	16.0		14.4		12.8		
BM20055			55	44.5	17.6		15.8		14.1		
BM20060	20	10	60	40.8	19.2	785 (80)	17.3	706 (72)	15.4	628 (64)	
BM20065			65	37.7	20.8		18.7		16.6		
BM20070			70	35.0	22.4		20.2		17.9		
BM20075			75	32.7	24.0		21.6		19.2		
BM20080			80	30.6	25.6		23.0		20.5		
BM20090			90	27.2	28.8		25.9		23.0		
BM20100			100	24.5	32.0		28.8		25.6		
BM20125			125	19.6	40.0		36.0		32.0		
BM20150			150	16.4	48.0		43.2		38.4		
BM22025			25	119.0	8.0		7.2		6.4		
BM22030			30	99.1	9.6		8.6		7.7		
BM22035			35	84.9	11.2		10.1		9.0		
BM22040			40	74.3	12.8		11.5		10.2		
BM22045			45	66.1	14.4		13.0		11.5		
BM22050			50	59.4	16.0		14.4		12.8		
BM22055			55	54.0	17.6		15.8		14.1		
BM22060	22	11	60	49.5	19.2	951 (97)	17.3	853 (87)	15.4	755 (77)	
BM22065			65	45.7	20.8		18.7		16.6		
BM22070			70	42.5	22.4		20.2		17.9		
BM22075			75	39.6	24.0		21.6		19.2		
BM22080			80	37.1	25.6		23.0		20.5		
BM22090			90	33.0	28.8		25.9		23.0		
BM22100			100	29.7	32.0		28.8		25.6		
BM22125			125	23.7	40.0		36.0		32.0		
BM22150			150	19.7	48.0		43.2		38.4		
			Cicluri de viață Working cycles			300.000	500.000	1.000.000			

BM Sarcină medie

Medium Load



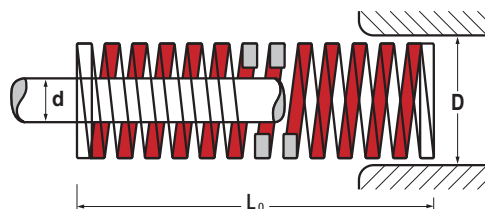
Articol Ctlg. No.	D 4gU Housing ø mm	d Dorn Rod ø mm	L ₀ L. liberă Free length mm	R Constantă Rate N/mm	32%		28.8%		25.6%	
					Deformare Deflection mm	Sarcină Load N (kg)	Deformare Deflection mm	Sarcină Load N (kg)	Deformare Deflection mm	Sarcină Load N (kg)
BM25025	25	12.5	25	153.3	8.0	1226 (125)	7.2	1098 (112)	6.4	981 (100)
BM25030			30	127.7	9.6		8.6		7.7	
BM25035			35	109.9	11.2		10.1		9.0	
BM25040			40	95.7	12.8		11.5		10.2	
BM25045			45	85.2	14.4		13.0		11.5	
BM25050			50	76.6	16.0		14.4		12.8	
BM25055			55	69.7	17.6		15.8		14.1	
BM25060			60	63.9	19.2		17.3		15.4	
BM25065			65	58.9	20.8		18.7		16.6	
BM25070			70	54.7	22.4		20.2		17.9	
BM25075			75	51.1	24.0		21.6		19.2	
BM25080			80	47.9	25.6		23.0		20.5	
BM25090			90	42.6	28.8		25.9		23.0	
BM25100			100	38.3	32.0		28.8		25.6	
BM25125			125	30.6	40.0		36.0		32.0	
BM25150			150	25.5	48.0		43.2		38.4	
BM25175			175	21.9	56.0		50.4		44.8	
BM27025	27	13.5	25	179.0	8.0	1432 (146)	7.2	1285 (131)	6.4	1147 (117)
BM27030			30	149.1	9.6		8.6		7.7	
BM27035			35	127.9	11.2		10.1		9.0	
BM27040			40	111.8	12.8		11.5		10.2	
BM27045			45	99.5	14.4		13.0		11.5	
BM27050			50	89.5	16.0		14.4		12.8	
BM27055			55	81.4	17.6		15.8		14.1	
BM27060			60	74.6	19.2		17.3		15.4	
BM27065			65	68.7	20.8		18.7		16.6	
BM27070			70	63.9	22.4		20.2		17.9	
BM27075			75	59.6	24.0		21.6		19.2	
BM27080			80	55.9	25.6		23.0		20.5	
BM27090			90	49.6	28.8		25.9		23.0	
BM27100			100	44.7	32.0		28.8		25.6	
BM27125			125	35.8	40.0		36.0		32.0	
BM27150			150	29.8	48.0		43.2		38.4	
BM27175			175	25.6	56.0		50.4		44.8	
BM30025	30	15	25	220.7	8.0	1765 (180)	7.2	1579 (161)	6.4	1412 (144)
BM30030			30	183.9	9.6		8.6		7.7	
BM30035			35	157.9	11.2		10.1		9.0	
BM30040			40	137.9	12.8		11.5		10.2	
BM30045			45	122.6	14.4		13.0		11.5	
BM30050			50	110.4	16.0		14.4		12.8	
BM30055			55	100.4	17.6		15.8		14.1	
BM30060			60	91.9	19.2		17.3		15.4	
BM30065			65	84.9	20.8		18.7		16.6	
BM30070			70	78.8	22.4		20.2		17.9	
BM30075			75	73.6	24.0		21.6		19.2	
BM30080			80	69.0	25.6		23.0		20.5	
BM30090			90	61.3	28.8		25.9		23.0	
BM30100			100	55.1	32.0		28.8		25.6	
BM30125			125	44.1	40.0		36.0		32.0	
BM30150			150	36.8	48.0		43.2		38.4	
BM30175			175	31.5	56.0		50.4		44.8	
BM30200	200	27.6	64.0	57.6	51.2					

Cicluri de viață
Working cycles

300.000

500.000

1.000.000



Articol Ctlg. No.	D	d	L ₀	R	32%		28.8%		25.6%	
	4gJ Housing ø mm	Dorn Rod ø mm	L. liberă Free length mm	Constantă Rate N/mm	Deformare Deflection mm	Sarcină Load N (kg)	Deformare Deflection mm	Sarcină Load N (kg)	Deformare Deflection mm	Sarcină Load N (kg)
BM35040			40	187.8	12.8		11.5		10.2	
BM35045			45	166.9	14.4		13.0		11.5	
BM35050			50	150.2	16.0		14.4		12.8	
BM35055			55	136.6	17.6		15.8		14.1	
BM35060			60	125.2	19.2		17.3		15.4	
BM35065			65	115.5	20.8		18.7		16.6	
BM35070			70	107.2	22.4		20.2		17.9	
BM35075	35	17.5	75	100.1	24.0	2403 (245)	21.6	2157 (220)	19.2	1912 (195)
BM35080			80	93.9	25.6		23.0		20.5	
BM35090			90	83.4	28.8		25.9		23.0	
BM35100			100	75.0	32.0		28.8		25.6	
BM35125			125	60.0	40.0		36.0		32.0	
BM35150			150	50.0	48.0		43.2		38.4	
BM35175			175	42.9	56.0		50.4		44.8	
BM35200			200	37.5	64.0		57.6		51.2	
BM40040			40	245.4	12.8		11.5		10.2	
BM40050			50	196.2	16.0		14.4		12.8	
BM40060			60	162.8	19.2		17.3		15.4	
BM40070			70	140.1	22.4		20.2		17.9	
BM40080			80	122.6	25.6		23.0		20.5	
BM40090	40	20	90	109.0	28.8	3138 (320)	25.9	2824 (288)	23.0	2511 (256)
BM40100			100	98.1	32.0		28.8		25.6	
BM40125			125	78.5	40.0		36.0		32.0	
BM40150			150	65.3	48.0		43.2		38.4	
BM40175			175	56.0	56.0		50.4		44.8	
BM40200			200	49.1	64.0		57.6		51.2	
BM40250			250	39.2	80.0		72.0		64.0	
BM50050			50	306.6	16.0		14.4		12.8	
BM50060			60	255.5	19.2		17.3		15.4	
BM50070			70	219.0	22.4		20.2		17.9	
BM50080			80	191.6	25.6		23.0		20.5	
BM50090			90	170.3	28.8		25.9		23.0	
BM50100	50	25	100	153.2	32.0	4903 (500)	28.8	4413 (450)	25.6	3922 (400)
BM50125			125	122.6	40.0		36.0		32.0	
BM50150			150	102.1	48.0		43.2		38.4	
BM50175			175	87.5	56.0		50.4		44.8	
BM50200			200	76.6	64.0		57.6		51.2	
BM50250			250	61.3	80.0		72.0		64.0	
BM50300			300	51.0	96.0		86.4		76.8	
BM60060			60	366.9	19.2		17.3		15.4	
BM60070			70	314.9	22.4		20.2		17.9	
BM60080			80	275.9	25.6		23.0		20.5	
BM60090			90	245.3	28.8		25.9		23.0	
BM60100			100	220.7	32.0		28.8		25.6	
BM60125	60	30	125	176.6	40.0	7061 (720)	36.0	6355 (648)	32.0	5639 (575)
BM60150			150	147.2	48.0		43.2		38.4	
BM60175			175	126.1	56.0		50.4		44.8	
BM60200			200	110.4	64.0		57.6		51.2	
BM60250			250	88.3	80.0		72.0		64.0	
BM60300			300	73.6	96.0		86.4		76.8	

Cicluri de viață
Working cycles

300.000

500.000

1.000.000

1 N = 0.102 kg
1 kg = 9.81 N

Sarcină medie
Medium Load

BH

Sarcină mare
Heavy Load

Articol Ctlg. No.	D 4gU Housing ø mm	d Dorn Rod ø mm	L ₀ L. liberă Free length mm	R Constantă Rate N/mm	24%		21.6%		19.2%	
					Deformare Deflection mm	Sarcină Load N (kg)	Deformare Deflection mm	Sarcină Load N (kg)	Deformare Deflection mm	Sarcină Load N (kg)
BH10020	10	5	20	61.3	4.8	294 (30)	9.7	265 (27)	8.6	235 (24)
BH10025			25	49.1	6.0					
BH10030			30	40.8	7.2					
BH10035			35	35.0	8.4					
BH10040			40	30.9	9.6					
BH10045			45	27.2	10.8					
BH10050			50	24.5	12.0					
BH10055			55	22.3	13.2					
BH10060			60	20.4	14.4					
BH10065			65	18.8	15.6					
BH10070			70	17.6	16.8					
BH10075			75	16.4	18.0					
BH10080			80	15.3	19.2					
BH12020	12	6	20	87.3	4.8	422 (43)	9.7	373 (38)	8.6	333 (34)
BH12025			25	69.7	6.0					
BH12030			30	58.6	7.2					
BH12035			35	50.1	8.4					
BH12040			40	43.9	9.6					
BH12045			45	39.0	10.8					
BH12050			50	35.1	12.0					
BH12055			55	31.9	13.2					
BH12060			60	29.2	14.4					
BH12065			65	26.9	15.6					
BH12070			70	24.9	16.8					
BH12075			75	23.2	18.0					
BH12080			80	21.7	19.2					
BH14025	14	7	25	96.4	6.0	579 (59)	11.9	520 (53)	10.6	461 (47)
BH14030			30	80.3	7.2					
BH14035			35	68.9	8.4					
BH14040			40	60.2	9.6					
BH14045			45	53.6	10.8					
BH14050			50	48.2	12.0					
BH14055			55	43.8	13.2					
BH14060			60	40.1	14.4					
BH14065			65	37.1	15.6					
BH14070			70	34.4	16.8					
BH14075			75	32.1	18.0					
BH14080			80	30.1	19.2					
BH14090			90	26.7	21.6					
BH16025	16	8	25	125.9	6.0	755 (77)	11.9	677 (69)	10.6	608 (62)
BH16030			30	104.9	7.2					
BH16035			35	89.9	8.4					
BH16040			40	78.7	9.6					
BH16045			45	69.8	10.8					
BH16050			50	62.9	12.0					
BH16055			55	57.2	13.2					
BH16060			60	52.4	14.4					
BH16065			65	48.4	15.6					
BH16070			70	44.9	16.8					
BH16075			75	42.0	18.0					
BH16080			80	39.3	19.2					
BH16090			90	35.0	21.6					
BH16100	100	31.5	24.0							

Cicluri de viață
Working cycles

300.000

500.000

1.000.000

BH

Sarcină mare Heavy Load

JIS B5012



Articol Ctlg. No.	D 4gU Housing ø mm	d Dorn Rod ø mm	L ₀ L. liberă Free length mm	R Constantă Rate N/mm	24%		21.6%		19.2%	
					Deformare Deflection mm	Sarcină Load N (kg)	Deformare Deflection mm	Sarcină Load N (kg)	Deformare Deflection mm	Sarcină Load N (kg)
BH25025			25	306.1	6.0		5.4		4.8	
BH25030			30	254.8	7.2		6.5		5.8	
BH25035			35	219.5	8.4		7.6		6.7	
BH25040			40	191.0	9.6		8.6		7.7	
BH25045			45	170.7	10.8		9.7		8.6	
BH25050			50	152.8	12.0		10.8		9.6	
BH25055			55	139.3	13.2		11.9		10.6	
BH25060			60	127.3	14.4		13.0		11.5	
BH25065	25	12.5	65	117.7	15.6	1834 (187)	14.0	1657 (169)	12.5	1471 (150)
BH25070			70	109.2	16.8		15.1		13.4	
BH25075			75	102.0	18.0		16.2		14.4	
BH25080			80	95.5	19.2		17.3		15.4	
BH25090			90	84.9	21.6		19.4		17.3	
BH25100			100	76.4	24.0		21.6		19.2	
BH25125			125	61.1	30.0		27.0		24.0	
BH25150			150	51.0	36.0		32.4		28.8	
BH25175			175	43.8	42.0		37.8		33.6	
BH27025			25	357.1	6.0		5.4		4.8	
BH27030			30	298.3	7.2		6.5		5.8	
BH27035			35	257.0	8.4		7.6		6.7	
BH27040			40	223.8	9.6		8.6		7.7	
BH27045			45	199.1	10.8		9.7		8.6	
BH27050			50	179.0	12.0		10.8		9.6	
BH27055			55	161.9	13.2		11.9		10.6	
BH27060			60	149.1	14.4		13.0		11.5	
BH27065	27	13.5	65	137.3	15.6	2148 (219)	14.0	1932 (197)	12.5	1716 (175)
BH27070			70	127.8	16.8		15.1		13.4	
BH27075			75	118.7	18.0		16.2		14.4	
BH27080			80	111.8	19.2		17.3		15.4	
BH27090			90	99.4	21.6		19.4		17.3	
BH27100			100	89.5	24.0		21.6		19.2	
BH27125			125	71.6	30.0		27.0		24.0	
BH27150			150	59.6	36.0		32.4		28.8	
BH27175			175	51.1	42.0		37.8		33.6	
BH30025			25	441.5	6.0		5.4		4.8	
BH30030			30	367.9	7.2		6.5		5.8	
BH30035			35	316.5	8.4		7.6		6.7	
BH30040			40	275.9	9.6		8.6		7.7	
BH30045			45	245.3	10.8		9.7		8.6	
BH30050			50	220.7	12.0		10.8		9.6	
BH30055			55	200.1	13.2		11.9		10.6	
BH30060			60	183.9	14.4		13.0		11.5	
BH30065	30	15	65	169.7	15.6	2648 (270)	14.0	2380 (243)	12.5	2118 (216)
BH30070			70	157.6	16.8		15.1		13.4	
BH30075			75	147.2	18.0		16.2		14.4	
BH30080			80	137.9	19.2		17.3		15.4	
BH30090			90	122.6	21.6		19.4		17.3	
BH30100			100	110.4	24.0		21.6		19.2	
BH30125			125	88.3	30.0		27.0		24.0	
BH30150			150	73.6	36.0		32.4		28.8	
BH30175			175	63.0	42.0		37.8		33.6	
BH30200			200	55.1	48.0		43.2		38.4	

Cicluri de viață
Working cycles

300.000

500.000

1.000.000




Articol Ctlg. No.	D 4gU Housing ø mm	d Dorn Rod ø mm	L ₀ L. liberă Free length mm	R Constantă Rate N/mm	24%		21.6%		19.2%	
					Deformare Deflection mm	Sarcină Load N (kg)	Deformare Deflection mm	Sarcină Load N (kg)	Deformare Deflection mm	Sarcină Load N (kg)
BH35040			40	374.9	9.6		8.6		7.7	
BH35045			45	333.3	10.8		9.7		8.6	
BH35050			50	300.0	12.0		10.8		9.6	
BH35055			55	272.7	13.2		11.9		10.6	
BH35060			60	250.0	14.4		13.0		11.5	
BH35065			65	230.8	15.6		14.0		12.5	
BH35070			70	214.3	16.8		15.1		13.4	
BH35075	35	17.5	75	200.0	18.0	3599 (367)	16.2	3236 (330)	14.4	2873 (293)
BH35080			80	187.5	19.2		17.3		15.4	
BH35090			90	166.7	21.6		19.4		17.3	
BH35100			100	150.0	24.0		21.6		19.2	
BH35125			125	120.0	30.0		27.0		24.0	
BH35150			150	100.0	36.0		32.4		28.8	
BH35175			175	85.6	42.0		37.8		33.6	
BH35200			200	74.9	48.0		43.2		38.4	
BH40040			40	490.5	9.6		8.6		7.7	
BH40050			50	392.4	12.0		10.8		9.6	
BH40060			60	327.0	14.4		13.0		11.5	
BH40070			70	280.3	16.8		15.1		13.4	
BH40080			80	245.3	19.2		17.3		15.4	
BH40090	40	20	90	218.0	21.6	4707 (480)	19.4	4236 (432)	17.3	3766 (384)
BH40100			100	196.2	24.0		21.6		19.2	
BH40125			125	157.0	30.0		27.0		24.0	
BH40150			150	130.8	36.0		32.4		28.8	
BH40175			175	112.0	42.0		37.8		33.6	
BH40200			200	98.1	48.0		43.2		38.4	
BH40250			250	78.5	60.0		54.0		48.0	
BH50050			50	613.1	12.0		10.8		9.6	
BH50060			60	510.9	14.4		13.0		11.5	
BH50070			70	437.9	16.8		15.1		13.4	
BH50080			80	383.2	19.2		17.3		15.4	
BH50090			90	340.6	21.6		19.4		17.3	
BH50100	50	25	100	306.6	24.0	7355 (750)	21.6	6620 (675)	19.2	5884 (600)
BH50125			125	245.3	30.0		27.0		24.0	
BH50150			150	204.3	36.0		32.4		28.8	
BH50175			175	175.1	42.0		37.8		33.6	
BH50200			200	153.2	48.0		43.2		38.4	
BH50250			250	122.6	60.0		54.0		48.0	
BH50300			300	102.1	72.0		64.8		57.6	
BH60060			60	735.8	14.4		13.0		11.5	
BH60070			70	630.6	16.8		15.1		13.4	
BH60080			80	551.8	19.2		17.3		15.4	
BH60090			90	490.5	21.6		19.4		17.3	
BH60100	60	30	100	441.5	24.0	10591 (1080)	21.6	9542 (973)	19.2	8473 (864)
BH60125			125	353.2	30.0		27.0		24.0	
BH60150			150	294.3	36.0		32.4		28.8	
BH60175			175	252.2	42.0		37.8		33.6	
BH60200			200	220.7	48.0		43.2		38.4	
BH60250			250	176.6	60.0		54.0		48.0	
BH60300			300	147.2	72.0		64.8		57.6	
						300.000		500.000		1.000.000

Cicli de viață
Working cycles

1 N = 0.102 kg
1 kg = 9.81 N

Sarcină medie
Heavy Load

BB

Sarcină foarte mare
Extra Heavy Load


Articol Ctlg. No.	D 4gU Housing ø mm	d Dorn Rod ø mm	L ₀ L. liberă Free length mm	R Constantă Rate N/mm	20%		18%		16%	
					Deformare Deflection mm	Sarcină Load N (kg)	Deformare Deflection mm	Sarcină Load N (kg)	Deformare Deflection mm	Sarcină Load N (kg)
BB10020			20	110.4	4.0		3.6		3.2	
BB10025			25	88.3	5.0		4.5		4.0	
BB10030			30	73.6	6.0		5.4		4.8	
BB10035			35	63.1	7.0		6.3		5.6	
BB10040			40	55.2	8.0		7.2		6.4	
BB10045			45	49.1	9.0		8.1		7.2	
BB10050	10	5	50	44.1	10.0	441 (45)	9.0	402 (41)	8.0	353 (36)
BB10055			55	40.1	11.0		9.9		8.8	
BB10060			60	36.8	12.0		10.8		9.6	
BB10065			65	34.0	13.0		11.7		10.4	
BB10070			70	31.5	14.0		12.6		11.2	
BB10075			75	29.4	15.0		13.5		12.0	
BB10080			80	27.7	16.0		14.4		12.8	
BB12020			20	142.2	4.0		3.6		3.2	
BB12025			25	113.8	5.0		4.5		4.0	
BB12030			30	94.9	6.0		5.4		4.8	
BB12035			35	81.3	7.0		6.3		5.6	
BB12040			40	71.1	8.0		7.2		6.4	
BB12045			45	63.2	9.0		8.1		7.2	
BB12050	12	6	50	56.9	10.0	569 (58)	9.0	510 (52)	8.0	451 (46)
BB12055			55	51.7	11.0		9.9		8.8	
BB12060			60	47.4	12.0		10.8		9.6	
BB12065			65	43.6	13.0		11.7		10.4	
BB12070			70	40.5	14.0		12.6		11.2	
BB12075			75	37.8	15.0		13.5		12.0	
BB12080			80	35.4	16.0		14.4		12.8	
BB14025			25	147.2	5.0		4.5		4.0	
BB14030			30	122.6	6.0		5.4		4.8	
BB14035			35	105.2	7.0		6.3		5.6	
BB14040			40	92.0	8.0		7.2		6.4	
BB14045			45	81.8	9.0		8.1		7.2	
BB14050			50	73.6	10.0		9.0		8.0	
BB14055	14	7	55	66.9	11.0	736 (75)	9.9	667 (68)	8.8	588 (60)
BB14060			60	61.3	12.0		10.8		9.6	
BB14065			65	56.6	13.0		11.7		10.4	
BB14070			70	52.6	14.0		12.6		11.2	
BB14075			75	49.1	15.0		13.5		12.0	
BB14080			80	46.0	16.0		14.4		12.8	
BB14090			90	40.9	18.0		16.2		14.4	
BB16025			25	196.2	5.0		4.5		4.0	
BB16030			30	163.5	6.0		5.4		4.8	
BB16035			35	140.2	7.0		6.3		5.6	
BB16040			40	122.6	8.0		7.2		6.4	
BB16045			45	109.0	9.0		8.1		7.2	
BB16050			50	98.1	10.0		9.0		8.0	
BB16055	16	8	55	89.2	11.0	981 (100)	9.9	883 (90)	8.8	785 (80)
BB16060			60	81.8	12.0		10.8		9.6	
BB16065			65	75.4	13.0		11.7		10.4	
BB16070			70	70.0	14.0		12.6		11.2	
BB16075			75	65.4	15.0		13.5		12.0	
BB16080			80	61.3	16.0		14.4		12.8	
BB16090			90	54.5	18.0		16.2		14.4	
BB16100			100	49.1	20.0		18.0		16.0	
			Cicluri de viață Working cycles			300.000		500.000		1.000.000



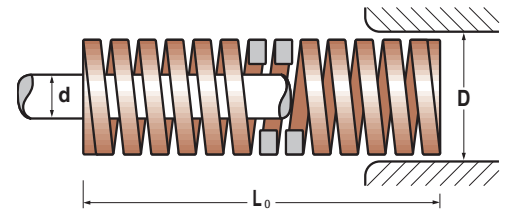
Articol Ctlg. No.	D 4gU Housing ø mm	d Dorn Rod ø mm	L ₀ L. liberă Free length mm	R Constantă Rate N/mm	20%		18%		16%	
					Deformare Deflection mm	Sarcină Load N (kg)	Deformare Deflection mm	Sarcină Load N (kg)	Deformare Deflection mm	Sarcină Load N (kg)
BB18025			25	245.3	5.0		4.5		4.0	
BB18030			30	204.4	6.0		5.4		4.8	
BB18035			35	175.2	7.0		6.3		5.6	
BB18040			40	153.3	8.0		7.2		6.4	
BB18045			45	136.3	9.0		8.1		7.2	
BB18050			50	122.6	10.0		9.0		8.0	
BB18055	18	9	55	111.5	11.0	1226 (125)	9.9	1108 (113)	8.8	981 (100)
BB18060			60	102.2	12.0		10.8		9.6	
BB18065			65	94.4	13.0		11.7		10.4	
BB18070			70	87.6	14.0		12.6		11.2	
BB18075			75	81.8	15.0		13.5		12.0	
BB18080			80	76.7	16.0		14.4		12.8	
BB18090			90	68.2	18.0		16.2		14.4	
BB18100			100	61.4	20.0		18.0		16.0	
BB20025			25	313.9	5.0		4.5		4.0	
BB20030			30	261.6	6.0		5.4		4.8	
BB20035			35	224.3	7.0		6.3		5.6	
BB20040			40	196.2	8.0		7.2		6.4	
BB20045			45	174.4	9.0		8.1		7.2	
BB20050			50	157.0	10.0		9.0		8.0	
BB20055			55	142.7	11.0		9.9		8.8	
BB20060	20	10	60	130.8	12.0	1569 (160)	10.8	1412 (144)	9.6	1255 (128)
BB20065			65	120.8	13.0		11.7		10.4	
BB20070			70	112.1	14.0		12.6		11.2	
BB20075			75	104.7	15.0		13.5		12.0	
BB20080			80	98.1	16.0		14.4		12.8	
BB20090			90	87.2	18.0		16.2		14.4	
BB20100			100	78.5	20.0		18.0		16.0	
BB20125			125	62.8	25.0		22.5		20.0	
BB20150			150	52.3	30.0		27.0		24.0	
BB22025			25	382.6	5.0		4.5		4.0	
BB22030			30	318.8	6.0		5.4		4.8	
BB22035			35	273.3	7.0		6.3		5.6	
BB22040			40	239.2	8.0		7.2		6.4	
BB22045			45	212.6	9.0		8.1		7.2	
BB22050			50	191.3	10.0		9.0		8.0	
BB22055			55	173.9	11.0		9.9		8.8	
BB22060	22	11	60	159.4	12.0	1912 (195)	10.8	1726 (176)	9.6	1530 (156)
BB22065			65	147.2	13.0		11.7		10.4	
BB22070			70	136.7	14.0		12.6		11.2	
BB22075			75	127.5	15.0		13.5		12.0	
BB22080			80	119.6	16.0		14.4		12.8	
BB22090			90	106.2	18.0		16.2		14.4	
BB22100			100	95.6	20.0		18.0		16.0	
BB22125			125	76.5	25.0		22.5		20.0	
BB22150			150	63.8	30.0		27.0		24.0	
			Cicluri de viață Working cycles			300.000		500.000		1.000.000

1 N = 0.102 kg
1 kg = 9.81 N

BB

Sarcină foarte mare
Extra Heavy Load

Articol Ctig. No.	D 4gU Housing ø mm	d Dorn Rod ø mm	L ₀ L. liberă Free length mm	R Constantă Rate N/mm	20%		18%		16%	
					Deformare Deflection mm	Sarcină Load N (kg)	Deformare Deflection mm	Sarcină Load N (kg)	Deformare Deflection mm	Sarcină Load N (kg)
BB25025			25	480.7	5.0		4.5		4.0	
BB25030			30	400.2	6.0		5.4		4.8	
BB25035			35	343.4	7.0		6.3		5.6	
BB25040			40	300.2	8.0		7.2		6.4	
BB25045			45	266.8	9.0		8.1		7.2	
BB25050			50	240.3	10.0		9.0		8.0	
BB25055			55	218.8	11.0		9.9		8.8	
BB25060	25	12.5	60	200.1	12.0	2402 (245)	10.8	2167 (221)	9.6	1922 (196)
BB25065			65	184.4	13.0		11.7		10.4	
BB25070			70	171.7	14.0		12.6		11.2	
BB25075			75	159.9	15.0		13.5		12.0	
BB25080			80	150.1	16.0		14.4		12.8	
BB25090			90	133.4	18.0		16.2		14.4	
BB25100			100	120.7	20.0		18.0		16.0	
BB25125			125	96.1	25.0		22.5		20.0	
BB25150			150	80.1	30.0		27.0		24.0	
BB25175			175	68.7	35.0		31.5		28.0	
BB27025			25	569.0	5.0		4.5		4.0	
BB27030			30	474.1	6.0		5.4		4.8	
BB27035			35	406.4	7.0		6.3		5.6	
BB27040			40	355.6	8.0		7.2		6.4	
BB27045			45	316.1	9.0		8.1		7.2	
BB27050			50	284.5	10.0		9.0		8.0	
BB27055			55	258.6	11.0		9.9		8.8	
BB27060	27	13.5	60	237.1	12.0	2844 (290)	10.8	2560 (261)	9.6	2275 (232)
BB27065			65	218.9	13.0		11.7		10.4	
BB27070			70	203.2	14.0		12.6		11.2	
BB27075			75	189.6	15.0		13.5		12.0	
BB27080			80	177.9	16.0		14.4		12.8	
BB27090			90	158.0	18.0		16.2		14.4	
BB27100			100	142.2	20.0		18.0		16.0	
BB27125			125	113.8	25.0		22.5		20.0	
BB27150			150	94.9	30.0		27.0		24.0	
BB27175			175	81.2	35.0		31.5		28.0	
BB30025			25	706.3	5.0		4.5		4.0	
BB30030			30	588.6	6.0		5.4		4.8	
BB30035			35	504.5	7.0		6.3		5.6	
BB30040			40	441.5	8.0		7.2		6.4	
BB30045			45	392.4	9.0		8.1		7.2	
BB30050			50	353.2	10.0		9.0		8.0	
BB30055			55	321.0	11.0		9.9		8.8	
BB30060			60	294.3	12.0		10.8		9.6	
BB30065	30	15	65	271.6	13.0	3530 (360)	11.7	3177 (324)	10.4	2824 (288)
BB30070			70	252.2	14.0		12.6		11.2	
BB30075			75	235.4	15.0		13.5		12.0	
BB30080			80	220.7	16.0		14.4		12.8	
BB30090			90	196.2	18.0		16.2		14.4	
BB30100			100	176.6	20.0		18.0		16.0	
BB30125			125	141.3	25.0		22.5		20.0	
BB30150			150	117.7	30.0		27.0		24.0	
BB30175			175	100.8	35.0		31.5		28.0	
BB30200			200	88.3	40.0		36.0		32.0	
			Cicluri de viață Working cycles			300.000		500.000		1.000.000



Articol Ctlg. No.	D	d	L ₀	R	20%		18%		16%	
	4gU Housing ø mm	Dorn Rod ø mm	L. liberă Free length mm	Constantă Rate N/mm	Deformare Deflection mm	Sarcină Load N (kg)	Deformare Deflection mm	Sarcină Load N (kg)	Deformare Deflection mm	Sarcină Load N (kg)
BB35040			40	600.9	8.0		7.2		6.4	
BB35045			45	534.1	9.0		8.1		7.2	
BB35050			50	480.7	10.0		9.0		8.0	
BB35055			55	436.9	11.0		9.9		8.8	
BB35060			60	400.5	12.0		10.8		9.6	
BB35065			65	369.7	13.0		11.7		10.4	
BB35070			70	343.4	14.0		12.6		11.2	
BB35075	35	17.5	75	320.5	15.0	4805 (490)	13.5	4324 (441)	12.0	3844 (392)
BB35080			80	300.4	16.0		14.4		12.8	
BB35090			90	267.0	18.0		16.2		14.4	
BB35100			100	240.3	20.0		18.0		16.0	
BB35125			125	192.3	25.0		22.5		20.0	
BB35150			150	160.2	30.0		27.0		24.0	
BB35175			175	137.3	35.0		31.5		28.0	
BB35200			200	120.2	40.0		36.0		32.0	
BB40040			40	784.8	8.0		7.2		6.4	
BB40050			50	627.8	10.0		9.0		8.0	
BB40060			60	523.2	12.0		10.8		9.6	
BB40070			70	448.4	14.0		12.6		11.2	
BB40080			80	392.4	16.0		14.4		12.8	
BB40090	40	20	90	348.7	18.0	6276 (640)	16.2	5649 (576)	14.4	5021 (512)
BB40100			100	313.9	20.0		18.0		16.0	
BB40125			125	251.1	25.0		22.5		20.0	
BB40150			150	209.2	30.0		27.0		24.0	
BB40175			175	179.3	35.0		31.5		28.0	
BB40200			200	157.0	40.0		36.0		32.0	
BB40250			250	125.6	50.0		45.0		40.0	
BB50050			50	981.0	10.0		9.0		8.0	
BB50060			60	817.5	12.0		10.8		9.6	
BB50070			70	700.6	14.0		12.6		11.2	
BB50080			80	613.1	16.0		14.4		12.8	
BB50090			90	544.9	18.0		16.2		14.4	
BB50100	50	25	100	490.5	20.0	9807 (1000)	18.0	8826 (900)	16.0	7845 (800)
BB50125			125	392.4	25.0		22.5		20.0	
BB50150			150	327.0	30.0		27.0		24.0	
BB50175			175	280.3	35.0		31.5		28.0	
BB50200			200	245.3	40.0		36.0		32.0	
BB50250			250	196.2	50.0		45.0		40.0	
BB50300			300	163.4	60.0		54.0		48.0	
BB60060			60	1,177.2	12.0		10.8		9.6	
BB60070			70	1,009.1	14.0		12.6		11.2	
BB60080			80	882.9	16.0		14.4		12.8	
BB60090			90	784.8	18.0		16.2		14.4	
BB60100			100	706.3	20.0		18.0		16.0	
BB60125	60	30	125	565.1	25.0	14122 (1440)	22.5	12709 (1296)	20.0	11297 (1152)
BB60150			150	470.9	30.0		27.0		24.0	
BB60175			175	403.6	35.0		31.5		28.0	
BB60200			200	353.2	40.0		36.0		32.0	
BB60250			250	282.5	50.0		45.0		40.0	
BB60300			300	235.4	60.0		54.0		48.0	
			Cicluri de viață Working cycles			300.000		500.000		1.000.000

1 N = 0.102 kg
1 kg = 9.81 N