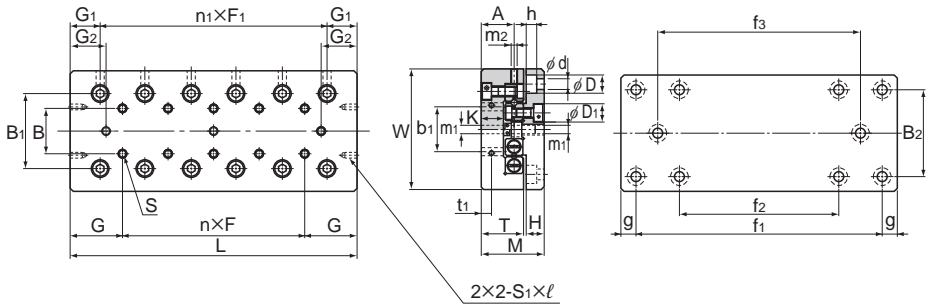


Model VRU



Model No.	Main dimensions					Table surface dimensions												
	Maximum stroke	Width W ±0.1	Height M ±0.1	Length L	Mass ^(Note) kg	Table mounting tap position				Side surface mounting tap position								
						B	n x F	G	S	B ₁	n ₁ x F ₁	G ₁	G ₂	b ₁	t ₁	S ₁ x l		
VRU 3055	30	60	28	55	0.57(0.3)	25	3 x 25	27.5	M4	39	1 x 25	15	20.5	40	5.5	M3 x 6		
VRU 3080	45			80	0.8(0.4)												1 x 25	10.5
VRU 3105	60			105	1.03(0.6)												2 x 25	15.5
VRU 3130	75			130	1.26(0.7)												3 x 25	20.5
VRU 3155	90			155	1.49(0.9)												4 x 25	25.5
VRU 3180	105			180	1.72(1)												5 x 25	30.5
VRU 3205	130	205	1.95(1.1)	6 x 25	30.5													
VRU 4085	50	80	35	85	1.5(0.8)	40	1 x 40	42.5	M5	53	1 x 40	22.5	30.5	55	6.5			
VRU 4125	75			125	2.3(1.2)												2 x 40	18
VRU 4165	105			165	3.1(1.5)												3 x 40	23
VRU 4205	135			205	3.8(1.9)												4 x 40	30.5
VRU 4245	155			245	4.6(2.2)												5 x 40	38
VRU 4285	185			285	5.3(2.6)											6 x 40	43	

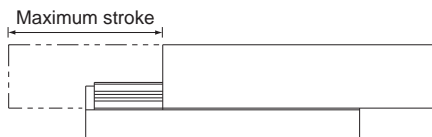
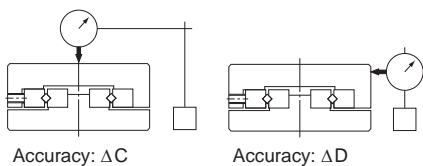
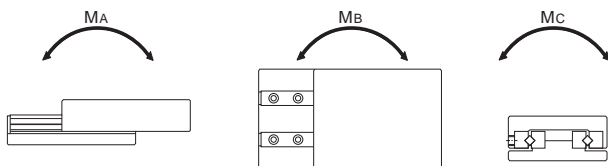
Note) Stainless steel type with high corrosion resistance is also available.

The value in the parentheses represents the mass of a stainless steel type.

(Example) VRU 3080 M

└ Symbol for stainless steel type

(table base: aluminum)



Unit: mm

										Base surface dimensions					Basic load rating		Static permissible moment			Accuracy	
										Mounting hole position					C kN	C ₀ kN	M _A N-m	M _B N-m	M _C N-m	ΔC	ΔD
T	H	K	d×D×h	D ₁	m ₁	A	m ₂	B ₂	f ₁	f ₂	f ₃	g	No. of rollers Z								
18.5	9	10	4.5×7.5×5	7.5	M4	14.5	M4	40	35	—	—	10	6	2.71	3.67	12.2	13.9	51.3	2	5	
								60	—	—	10		4.06	6.11	33.1	36.2	85.5				
								85	—	—	13		4.68	7.33	64.6	59.8	103	3	6		
								110	—	—	17		5.87	9.77	107	100	137				
								135	—	85	20		6.98	12.2	131	138	171				
								160	—	110	24		8.05	14.7	189	196	205				
								185	85	135	26	8.57	15.9	222	230	222					
24	10.5	12.5	5.5×9.5×6	9.5	M4	18.5	M4	60	65	—	—	22.5	7	5.90	8.11	64.9	57.4	162	2	5	
								80	—	—	11		8.82	13.5	147	134	270				
								120	—	—	14		11.5	18.9	200	214	378	3	7		
								160	80	—	18		14.0	24.3	330	347	486				
								200	120	—	22		16.3	29.7	492	513	594				
								240	160	—	26		18.6	35.1	687	711	703				

Cross Roller Table