Model KR45H Standard Type

Model KR45H□□A (with a Single Long Nut Block)
Model KR45H□□B (with Two Long Nut Blocks)
For model number coding, see A2-82.

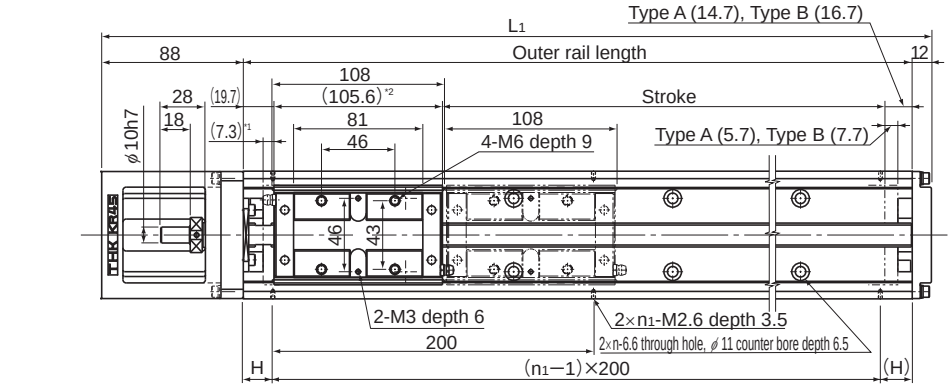

*1 Distance between the mechanical stopper and the stroke starting position.
*2 Indicates the inner block length when calculating the available stroke range. The length in model KR-B (with two long-type inner blocks) is 213.6 mm.

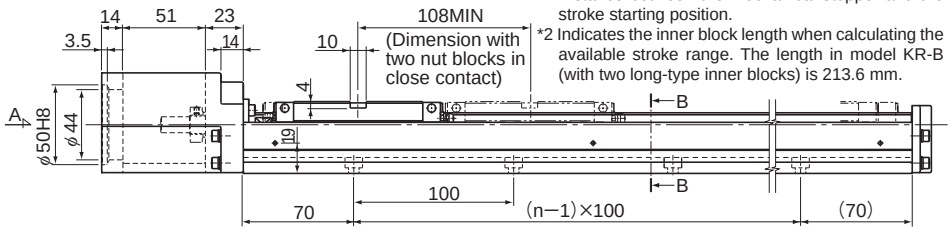

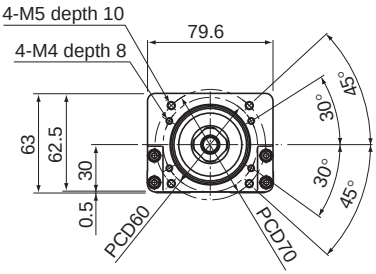

A arrow view

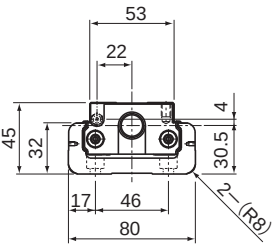

B-B cross section

Nipple orientation

With a single inner block

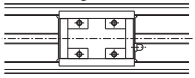

With two inner blocks

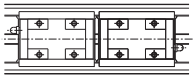

Stroke (mm) (stroke between mechanical stoppers)		Outer rail length (mm)	Overall length L1(mm)	H (mm)	n	n1	Overall main unit mass (kg)	
Type A	Type B*						Type A	Type B
200(213)	90(105)	340	440	70	3	2	5.1	6.05
300(313)	190(205)	440	540	20	4	3	6.1	7.05
400(413)	290(305)	540	640	70	5	3	7.1	8.05
500(513)	390(405)	640	740	20	6	4	8.1	9.05
600(613)	490(505)	740	840	70	7	4	9.1	10.05
700(713)	590(605)	840	940	20	8	5	10.1	11.05
800(813)	690(705)	940	1040	70	9	5	11.2	12.15

*Indicates a value when two inner blocks are in close contact with each other.

To download a desired data, search for the corresponding model number in the Technical site. https://tech.thk.com

Model KR45H (with a Cover)

Model KR45H□□A (with a Single Long Nut Block)
Model KR45H□□B (with Two Long Nut Blocks)
For model number coding, see A2-82.

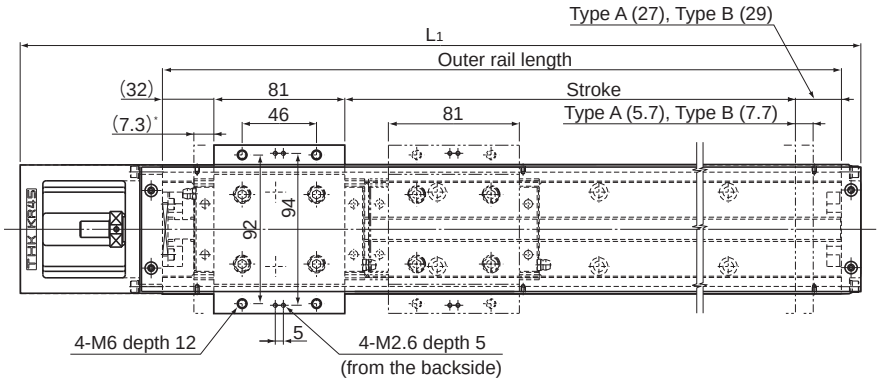

* Distance between the mechanical stopper and the stroke starting position.

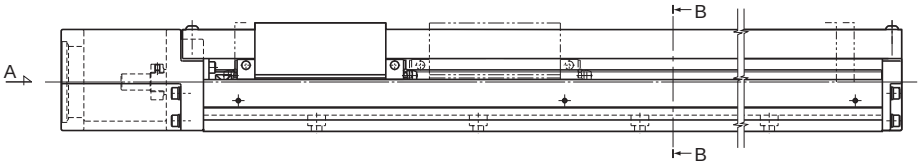

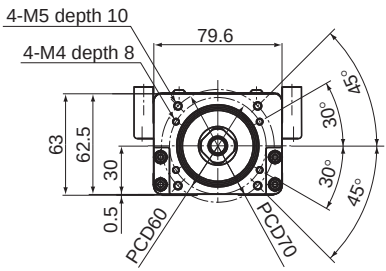

A arrow view

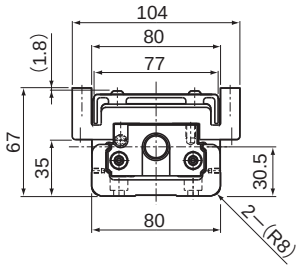

B-B cross section

Stroke (mm) (stroke between mechanical stoppers)		Outer rail length (mm)	Overall length L1(mm)	Overall main unit mass (kg)	
Type A	Type B*			Type A	Type B
200(213)	90(105)	340	440	5.7	7.01
300(313)	190(205)	440	540	6.8	8.11
400(413)	290(305)	540	640	7.9	9.21
500(513)	390(405)	640	740	9	10.31
600(613)	490(505)	740	840	10.1	11.41
700(713)	590(605)	840	940	11.2	12.51
800(813)	690(705)	940	1040	12.3	13.61

*Indicates a value when two inner blocks are in close contact with each other.

Options⇒A2-111